

# Turmdrehkran

Tower Crane / Grue à tour / Gru a torre  
Grúa torre / Guindaste de torre

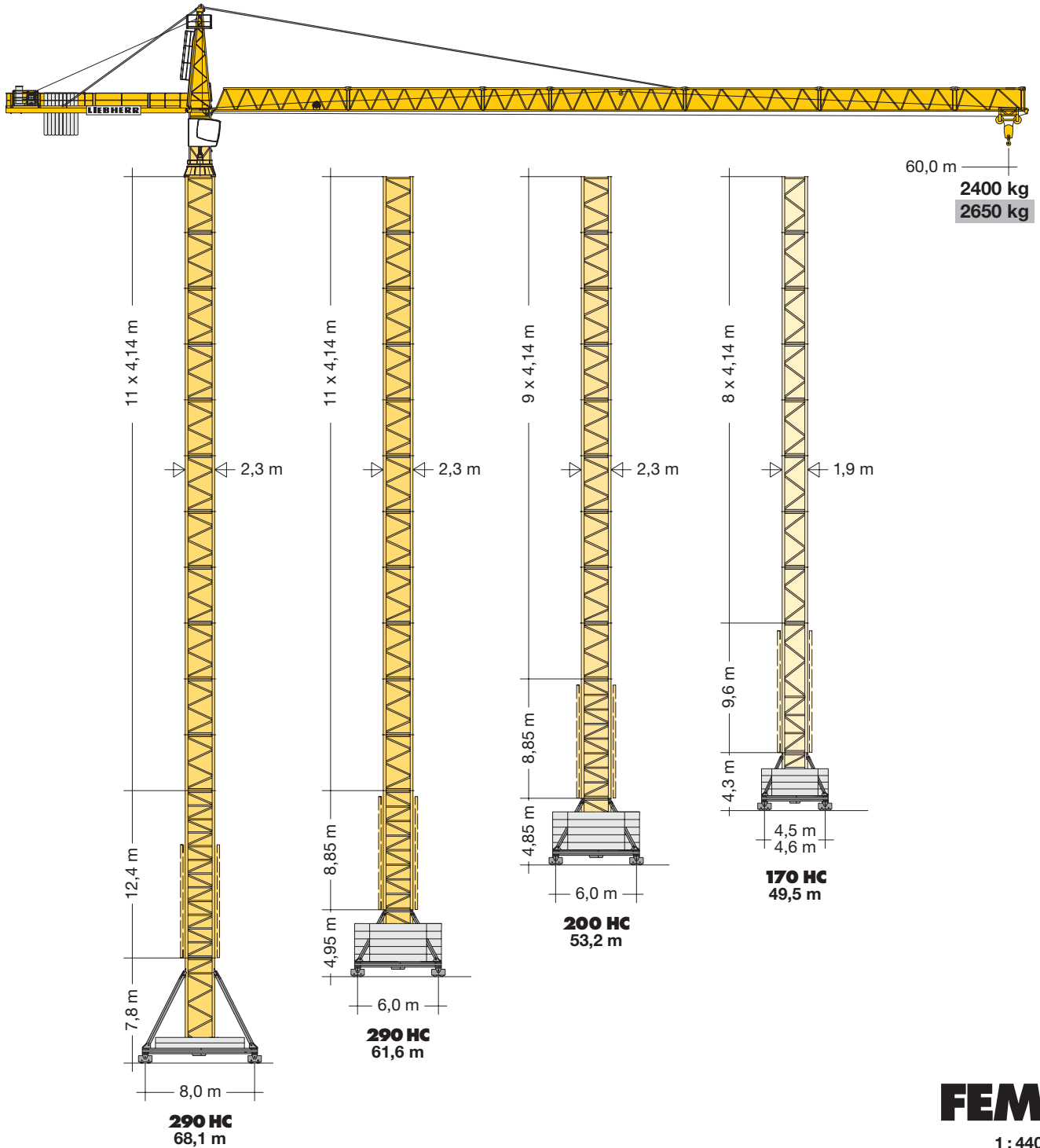
## 200 EC-H 10 FR.tronic®

## 200 EC-H 10 Litronic®

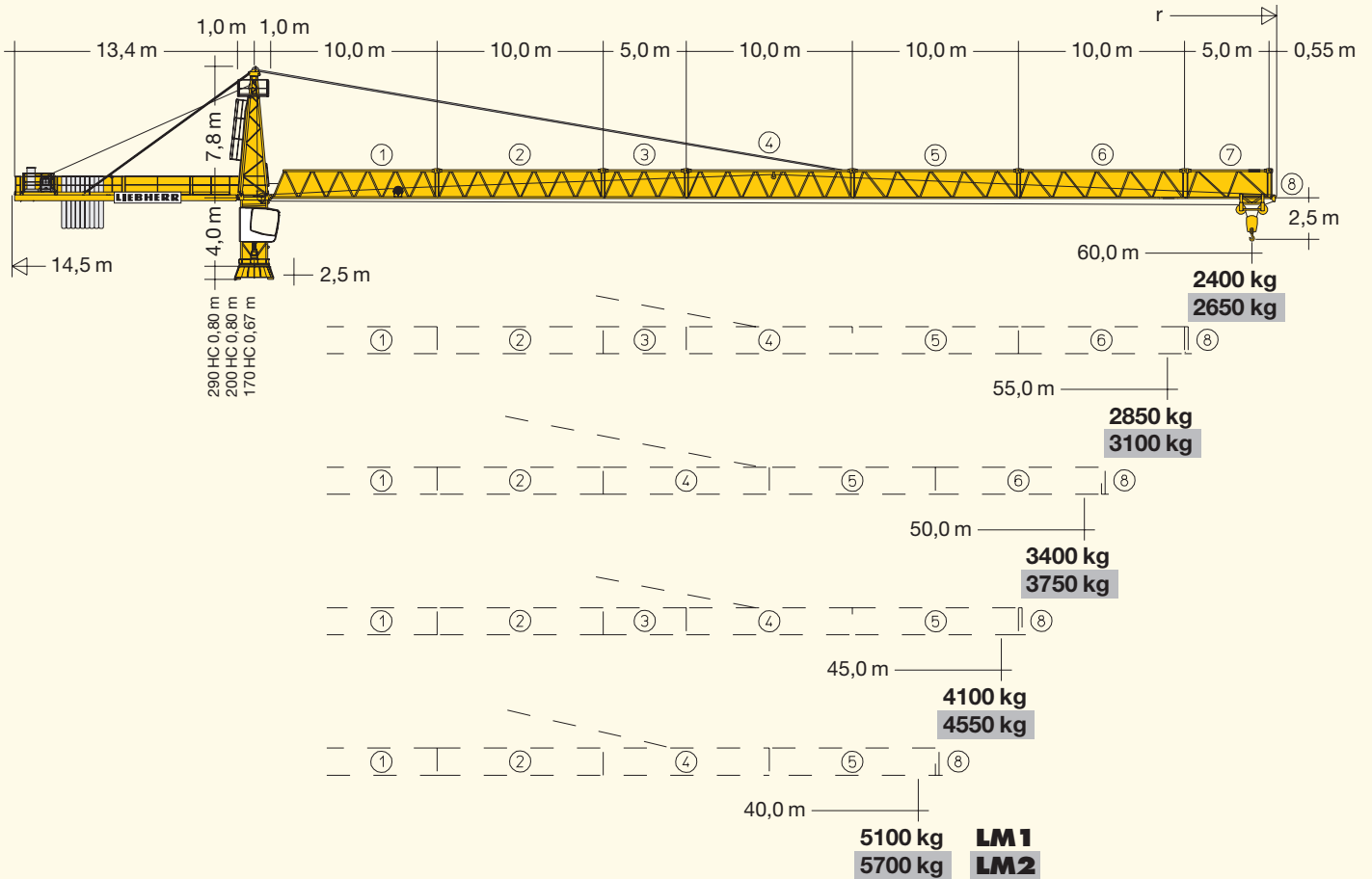
200 EC-H 10 FR.tronic®

200 EC-H 10 Litronic®

200 EC-H 12 FR.tronic®



# LIEBHERR



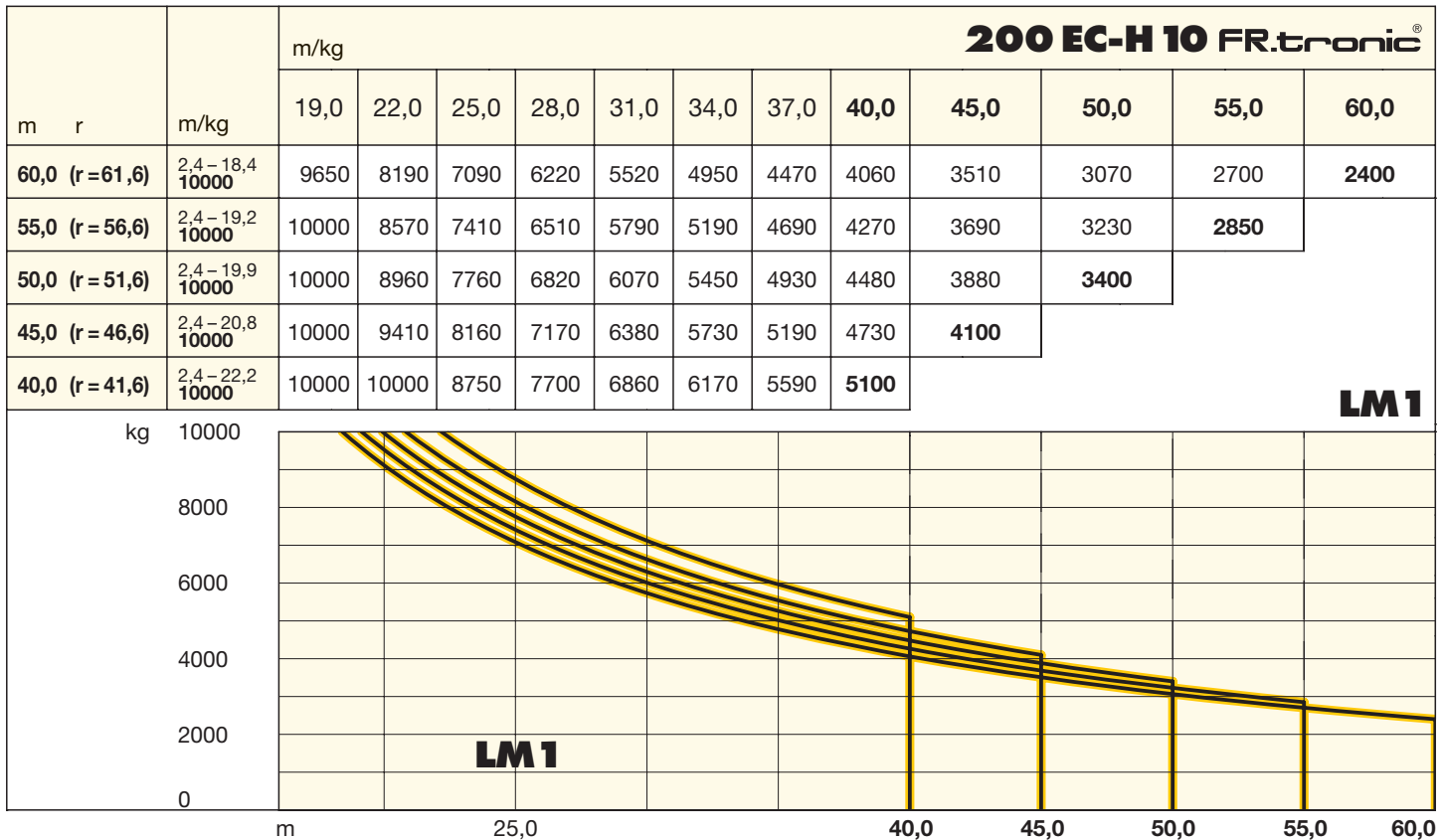
## Hubhöhe

Hoisting height / Hauteur sous crochet / Altezza di sollevamento / Altura bajo gancho / Altura de montagem

	170 HC		200 HC			290 HC						
12	-	-	-	-	-	-	64,6*	-	-	-	-	-
11	-	-	-	-	-	56,9*	60,5*	61,6*	65,2*	-	-	68,1*
10	-	-	52,8*	-	-	52,8	56,3	57,5	61,1*	54,1*	57,7*	63,9
9	49,5**	-	48,6*	53,2*	50,0*	48,6	52,2	53,3	56,9	50,0	53,6	59,8
8	45,4*	49,5*	44,5	49,0	45,9	44,5	48,0	49,2	52,8	45,9	49,4	55,6
7	41,2	45,4	40,3	44,9	41,7	40,3	43,9	45,0	48,7	41,7	45,3	51,5
6	37,1	41,2	36,2	40,7	37,6	36,2	39,8	40,9	44,5	37,6	41,2	47,4
5	32,9	37,1	32,1	36,6	33,4	32,1	35,6	36,8	40,4	33,4	37,0	43,2
4	28,8	32,9	27,9	32,5	29,3	27,9	31,5	32,6	36,2	29,3	32,9	39,1
3	24,7	28,8	23,8	28,3	25,2	23,8	27,3	28,5	32,1	25,2	28,7	34,9
2	20,5	24,7	19,6	24,2	21,0	19,6	23,2	24,3	28,0	21,0	24,6	30,8
1	16,4	20,5	15,5	20,0	16,9	15,3	19,1	20,2	23,8	16,9	20,5	26,7
0	12,2	16,4	11,4	15,9	12,7	11,4	14,9	16,1	19,7	12,7	16,3	22,5
	m		m			m a)	b)	a)	b)	a)	b)	


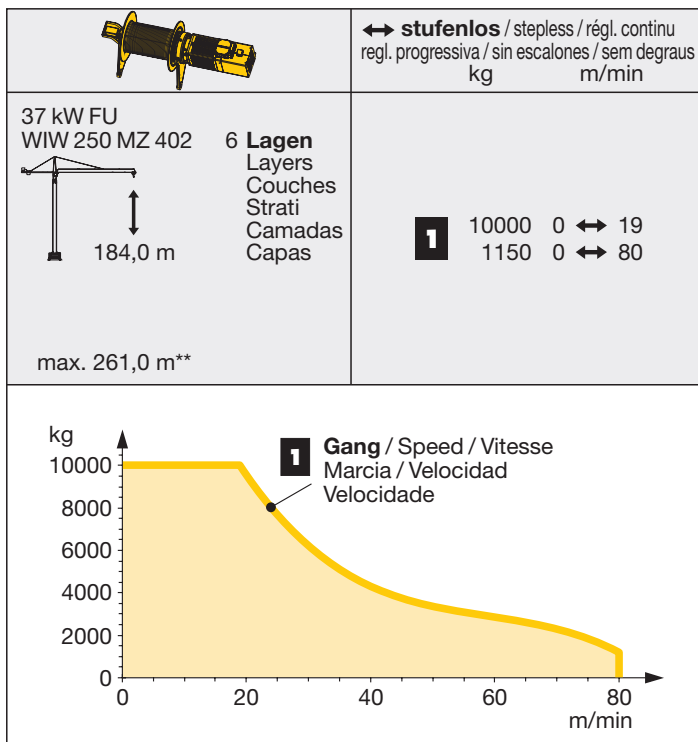
\* xx **LM 2 Nicht möglich.** / Not possible. / Pas possible. / Non possibile. / No posible. / Nao é possível.

**Weitere Hubhöhen, Auslegerlängen sowie Klettern im Gebäude auf Anfrage.** / Further hoist heights and jib lengths as well as climbing inside the building on request. / Autres hauteurs sous crochet et longueurs de flèche ainsi que hissage dans le bâtiment sur demande. / Ulteriori altezze gancho, lunghezze braccio così come telescopaggio all'interno dell'edificio: su richiesta. / Para alturas bajo gancho superiores, otros alcances y trepado en el interior del edificio, consultar. / Outras alturas de elevação, comprimentos de lança e subida no edifício: sob consulta.



## Antriebe FR.tronic®/Litronic®

Driving units / Mécanismes d'entraînement / Azionamenti / Mecanismos / Mecanismos



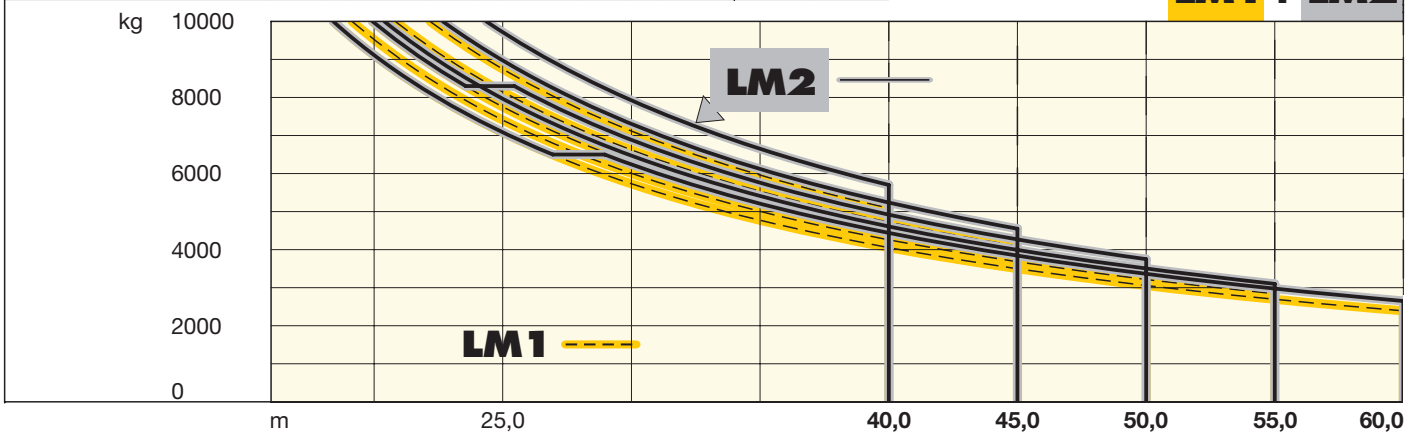
\*\* Weitere Hublastdaten: siehe Betriebsanleitung. / Further hoist data: see instruction manual. / Autres données de la charge de levage: voir manuel d'instruction. / Altri dati sui carichi sollevati: consultare il manuale d'istruzione. / Alturas bajo granchos superiores según manual. / Outras tabelas de carga: consultar manual de instruções.

# Ausladung und Tragfähigkeit

Radius and capacity / Portée et charge / Sbraccio portata / Alcances y cargas / Alcance e capacidade de carga

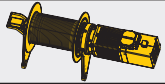
		200 EC-H 10 Litronic®												
m	r	m/kg	m/kg											
			19,0	22,0	25,0	28,0	31,0	34,0	37,0	40,0	45,0	50,0	55,0	60,0
60,0	(r = 61,6)	2,4 - 18,4 10000	9650	8190	7090	6500	6010	5390	4880	4400	3840	3370	2980	2650
55,0	(r = 56,6)	2,4 - 20,4 10000	10000	9200	7970	7010	6230	5600	5060	4610	4000	3500	3100	
50,0	(r = 51,6)	2,4 - 19,9 10000	10000	8960	8300	7450	6630	5960	5400	4920	4270	3750		
45,0	(r = 46,6)	2,4 - 22,7 10000	10000	10000	8970	7900	7040	6330	5740	5240	4550			
40,0	(r = 41,6)	2,4 - 24,4 10000	10000	10000	9720	8570	7640	6880	6240	5700				

**LM1 + LM2**



## Antriebe FR.tronic®/Litronic®

Driving units / Mécanismes d'entraînement / Azionamenti / Mecanismos / Mecanismos



↔ **stufenlos** / stepless / régl. continu  
regl. progressiva / sin escalones / sem degraus  
kg m/min

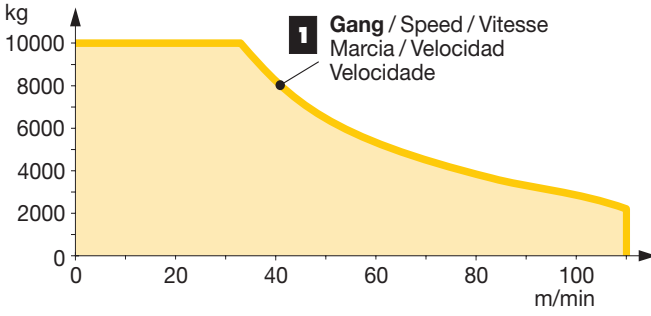
65 kW FU  
WIW 280 MZ 405 6 **Lagen**  
Layers  
Couches  
Strati  
Camadas  
Capas

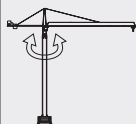
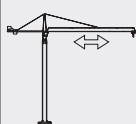

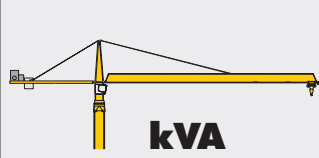
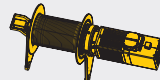
184,0 m

max. 344,0 m\*\*

I	10000	0 ↔ 33
	2200	0 ↔ 110

**Gang** / Speed / Vitesse  
Marcia / Velocidad  
Velocidade

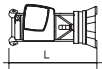

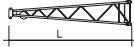







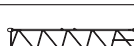









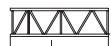













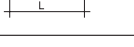

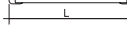





	U/min 0 ↔ 0,8 sl./min tr./min	2 x 7,5 kW FU
	0 ↔ 100,0 m/min	5,5 kW FU
	25,0 m/min	2 x 5,5 kW (170 HC, 200 HC) 2 x 7,5 kW (290 HC)
 <b>kVA</b>		 37 kW FU 45 kW FU 65 kW FU 54,0 61,0 84,0

**LM 2** Abweichende Geschwindigkeiten und Betriebsbedingungen.  
Variant speeds and service conditions. / Vitesses et conditions de fonctionnement différentes. / Differenti velocità e condizioni di funzionamento. / Otras velocidades y características de funcionamiento. / Outras velocidades e características de funcionamento.

**Litronic: kVA** reduzierbar bei zu geringer Netz-Anschlussleistung, siehe BAL. / kVA can be reduced in case of too little power of the mains, see instruction manual. / kVA peut être réduit en cas de trop faible puissance du réseau, voir manuel d'instruction. / kVA riducibili in caso di potenza di rete ridotta (si veda manuale uso e manutenzione) / kVA variable para potencia de red demasiado pequeña, ver Manual de instrucciones. / kVA reduzível no caso de capacidade da rede elétrica muito baixa, ver manual de instruções.

Montagegewichte: siehe Betriebsanleitung. / Erection weights: see instruction manual. / Poids de montage: voir manuel de service.  
Pesi di montaggio: vedasi le istruzioni sull'uso. / Peso para el montaje: según manual. / Pesos de montagem: veja-se as instruções p. uso.

<b>Kranoberteil</b>		<b>Upper part of crane / Partie supérieure de grue / Parte superiore della gru</b>							
Pos. Item Ref	Anz. Qty. Cant.			L (m)	B (m)	H (m)			kg*
1	1	<b>Drehbühne kpl.</b> / Slewing platform cpl. Ensemble mât cabine cpl. / Piattaforma girevole compl. / Conjunto plataforma de giro Plataforma giratória compl.			170 HC 5,24	2,45	2,63		7900
			200 HC 5,40	2,80	2,64		8400		
			290 HC 5,40	2,80	2,64		8400		
2	1	<b>Turmspitze</b> / Tower head section Porte-flèche / Testa porta-braccio Cabeça de torre / Cabeça de apoio de lança			7,90	1,48	1,91		1900
3	1	<b>Gegenausleger</b> / Counter-jib Contre-flèche / Controbraccio Contrapluma / Contra-lança			13,50	2,30	0,61		3500
4	1	<b>Hubwerkseinheit</b> / Hoist gear unit Treuil de levage / Gruppo meccanismo sollevamento / Mecanismo de elevación Grupo de mecanismo elevatório			2,20	2,34	1,70		2800
5	1	<b>Ausleger-Anlenkstück</b> / Jib heel section Pied de flèche / Settore articolato di braccio Pluma tramo primero / Base articulada de lança			10,21	1,68	1,95	①	2010
6	4	<b>Ausleger-Zwischenstück</b> / Intermediate jib section / Élément intermédiaire de flèche Spezzone di braccio / Tramo intermedio pluma / Peça suplementar da lança			10,30	1,50	1,90	② ④ ⑤ ⑥	1320 1400 1100 710
7	2	<b>Ausleger-Zwischenstück</b> / Intermediate jib section / Élément intermédiaire de flèche Spezzone di braccio / Tramo intermedio pluma / Peça suplementar da lança			5,30	1,50	1,90	③ ⑦	710 350
8	1	<b>Ausleger-Kopfstück</b> / Jib head section Pointe de flèche / Punta freccia Tramo punta de pluma / Cabeça de lança			0,65	1,66	2,00	⑧	170
9	1	<b>Laufkatze und Lasthaken</b> / Trolley and hook Chariot de distribution et crochet Carrello con gancio / Carrito y gancho Carro de ponte e gancho			1,85	1,69	1,42		950
<b>Turm</b>		<b>Tower / Mât / Torre</b>							
10	8-9 9-10 10-12	<b>Turmstück</b> / Tower section Élément de mât / Elemento di torre Tramo torre / Torre			170 HC 4,14 200 HC 4,14 290 HC 4,14	1,90 2,30 2,30	1,90 2,30 2,30		1850 2240 2300
11	1	<b>Turmstück lang</b> / Long tower section Élément de mât long / Elemento di torre, lungo Tramo de torre largo / Peça de torre, comprida			170 HC 12,42 200 HC 12,42 290 HC 12,42	1,90 2,30 2,30	1,90 2,30 2,30		4780 5460 5770
12	1	<b>Grundturmstück</b> / Base tower section Mât de base / Elemento di torre base Tramo base / Peça de base de torre			170 HC 9,60 200 HC 8,85 290 HC 8,85 (12,42)	1,90 2,30 2,30 (2,30)	1,90 2,30 2,30 (2,30)		4480 4280 4830 (7940)
<b>Klettereinrichtung</b>		<b>Climbing equipment / Equipement de télescopage / Attrezzatura per allungamento della gru</b>							
13	1	<b>Führungsstück kpl.</b> / Guide section cpl. / Cage télescopique cpl. / Gabbia di sopraelevazione compl. / Torre de montaje completa Peça de guia compl.			170 HC 9,04 200 HC 8,39 290 HC 8,39	2,31 2,68 2,68	2,28 2,58 (3,04) 2,58 (3,04)		4400 5210 5210
14	1	<b>Hydraulikanlage, Stütz- und Klettertraverse</b> / Hydraulic unit, supporting and climbing cross members / Système hydraulique avec traverses d'appui et de télescopage Sistema idraulico, travessa di appoggio e allungamento gru / Sistema hidráulico con traviesa de apoyo y trepado / Instalação hidráulica, travessa de apoio e subida			170 HC 2,00 200 HC 2,30 290 HC 2,30	1,10 1,25 1,25	1,00 1,00 1,00		1100 1150 1300
<b>Unterwagen</b>		<b>Undercarriage / Châssis / Carro della gru</b>							
15	2	<b>Fahrschemel mit Antrieb</b> / Rail bogie with drive / Bogie moteur / Telaio con gruppo propulsore / Caja rodillo motriz / Quadro sem grupo de propulsão			170 HC 1,46 200 HC 1,46 290 HC 1,63 (1,46)	0,84 0,84 0,92 (0,84)	0,87 0,87 0,95 (0,87)		920 920 1690 (920)
16	2	<b>Fahrschemel ohne Antrieb</b> / Rail bogie without drive / Bogie fou / Telaio senza gruppo propulsore / Caja rodillo conducido Quadro com grupo de propulsão			170 HC 1,15 200 HC 1,15 290 HC 1,37 (1,15)	0,60 0,60 0,62 (0,60)	0,87 0,87 0,95 (0,87)		880 880 1340 (880)
17	1	<b>Tragholm lang</b> / Long support arm Longeron long / Longherone lungo Brazo soporte largo / Travessa comprida			170 HC 7,15 200 HC 9,10 290 HC 9,10 (11,95)	0,80 0,82 0,80 (0,82)	0,70 0,74 0,80 (0,80)		1070 1350 1650 (2200)
18	2	<b>Tragholm kurz</b> / Short support arm Longeron court / Longherone corto Brazo soporte corto / Travessa curta			170 HC 3,45 200 HC 4,41 290 HC 4,45 (5,58)	0,60 0,62 0,77 (0,65)	0,70 0,71 0,77 (0,77)		500 615 850 (1035)
19	2 + 2	<b>Randträger</b> / Border support Traverse / Supporti base Traviesa / Apoio de bordo			170 HC 4,08 - 4,30 200 HC 5,48 - 5,46 290 HC 5,46 - 5,40 (7,52 - 7,46)	0,16 - 0,33 0,11 - 0,17 0,11 - 0,18 (0,10 - 0,17)	0,11 - 0,14 0,16 - 0,38 0,16 - 0,38 (0,10 - 0,38)		80 - 200 60 - 230 95 - 270 (183 - 460)
20	4	<b>Stützholm</b> / Support strut Hauban de châssis / Correnti di appoggio Tirante vertical / Travessa de apoio			170 HC 3,53 200 HC 4,23 290 HC 4,14 (6,55)	0,25 0,17 0,18 (0,22)	0,17 0,25 0,25 (0,25)		240 275 330 (600)

Pos. Item Rep. Voce Pos. Ref.	Anz. Qty. Qte. Qta. Cant. Cant.				L (m)	B (m)	H (m)	kg*	
21	1	<b>Unterswagen-Turmstück</b> / Undercarriage tower section / Mât de châssis / Elemento di torre del carro / Tramo de carro / Peça de torre do chassis			170 HC 200 HC 290 HC	3,30 3,73 3,73 (6,70)	2,15 2,52 2,62 (2,53)	2,15 2,52 2,62 (2,53)	2000 2050 3000 (4200)
22	1	<b>Kleinteile, Seile und Abspannungen</b> / Small parts, ropes and holding bars / Accessoires, câbles et tirants / Accessori, funi e attrezzi di ancoraggio / Despieces, cables y tirantes / Acessórios, cabos e peças de ancoragem			170 HC 200 HC 290 HC	9,00	1,60	1,00	4000

( ) **Angaben in Klammern gelten für 8 m-Unterswagen.** / The data in brackets are valid for an undercarriage of 8 m. / Les données techniques indiquées entre parenthèses sont valables pour un châssis de 8 m. / Caratteristiche in (..) valgono per carro di 8 m. / Los datos entre paréntesis son válidos para carro de 8 m. / Características em (...) válidas pelo chassis de 8 m.

\* **Einzelgewichte.** / Single weights. / Poids individuels. / Pesi di componenti. / Pesos unitarios. / Pesos de peças componentes.

**Konstruktionsänderungen vorbehalten!**  
Subject to alterations! / Sous réserves de modifications!  
Si fa riserva di modifiche! / ¡Sujeto a modificaciones!  
Salvo modificação da construçao!

**Sämtliche Angaben erfolgen ohne Gewähr.** / This information is supplied without liability.  
Ces renseignements sont sans garantie. / Le indicazioni contenute si intendono salvo errori ed omissioni.  
Declinamos toda responsabilidad derivada de la información proporcionada. / Declinamos qualquer  
responsabilidade quanto à informação fornecida.

121 P – 3916 FEM (Section 1) Krangruppe A3 • 04.07 / 6

Printed in Germany.