

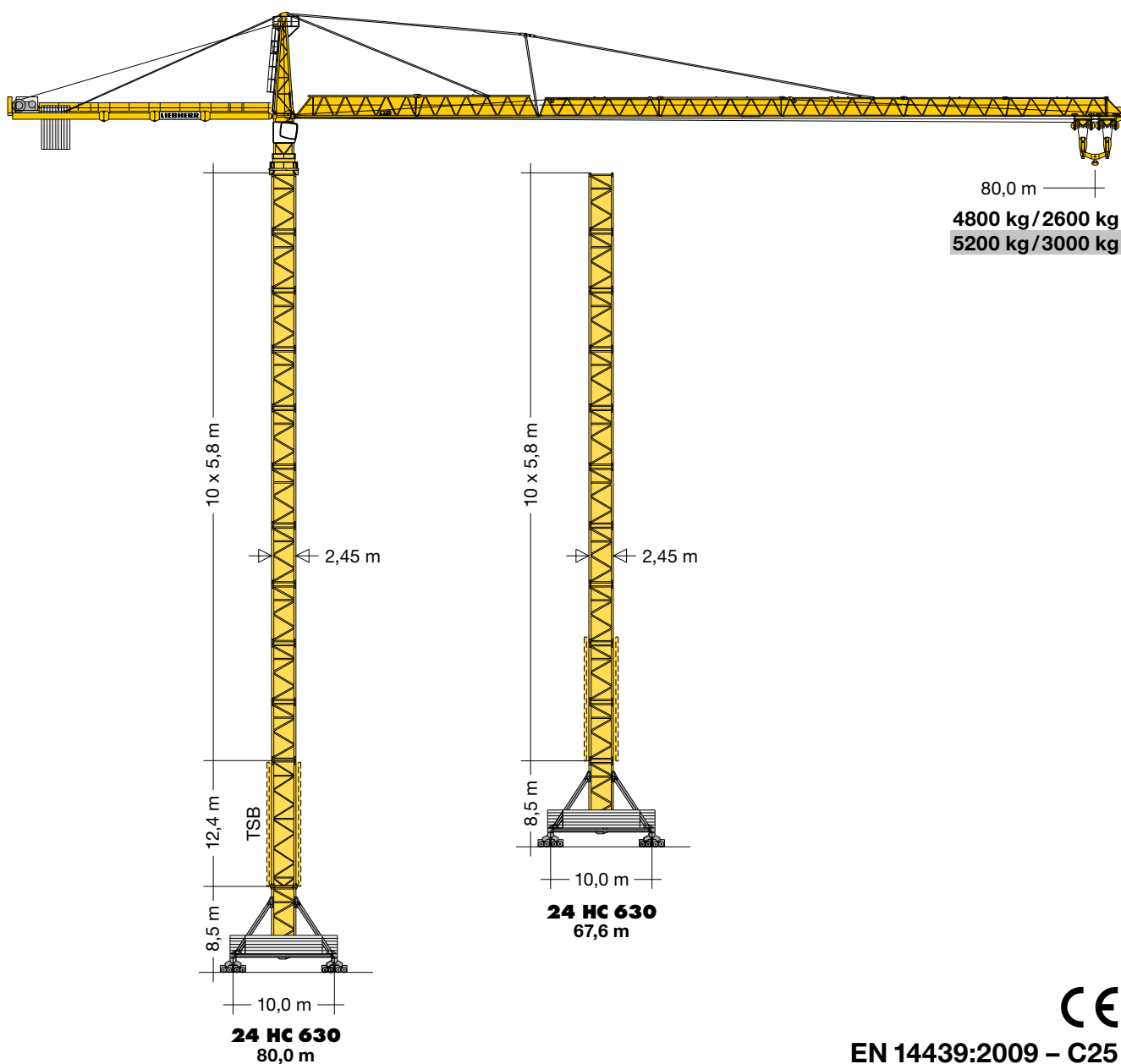
Turmdrehkran

Tower Crane / Grue à tour / Gru a torre / Grúa torre /
Guindaste de torre / Башенный поворотный кран

630 EC-H 50 Litronic®

630 EC-H 40 Litronic®

▶ 630 EC-H 50 Litronic®

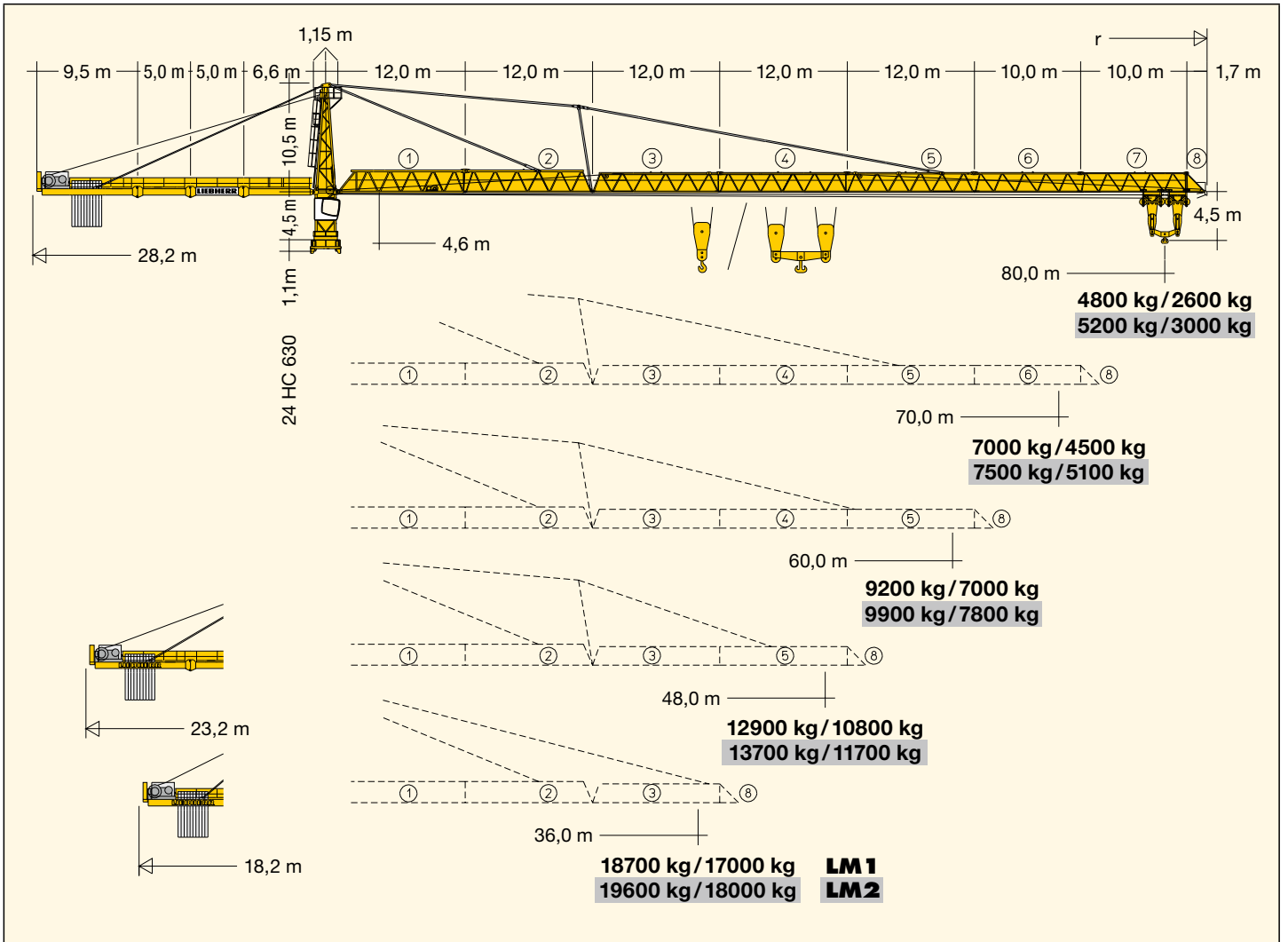


EN 14439:2009 – C25

LIEBHERR


Ausladung und Tragfähigkeit


Radius and capacity / Portée et charge / Sbraccio e portata / Alcances y cargas / Alcance e capacidade de carga / Вылет и грузоподъемность

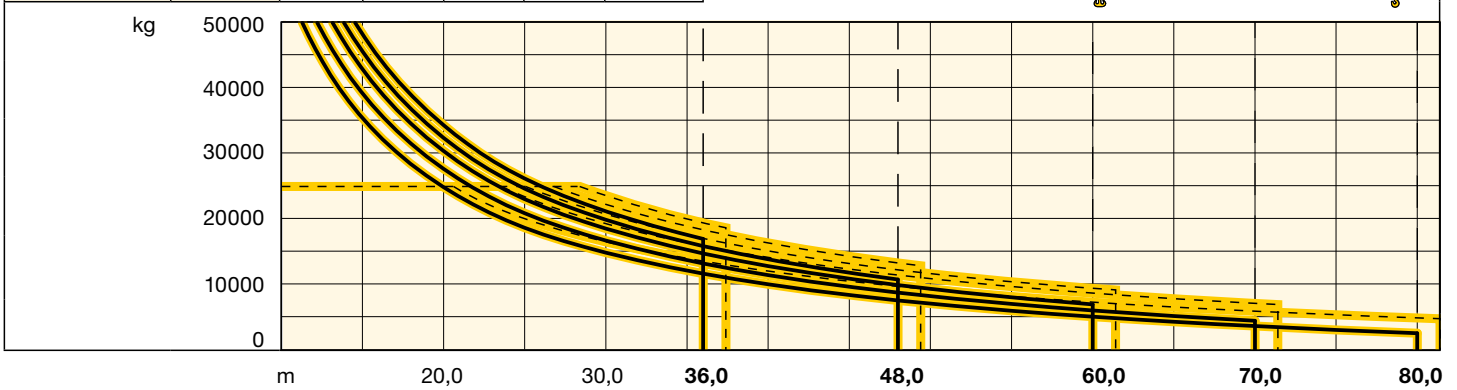


Ausladung und Tragfähigkeit

Radius and capacity / Portée et charge / Sbraccio e portata / Alcances y cargas / Alcance e capacidade de carga / Вылет и грузоподъемность


 m r		m/kg	630 EC-H 50											
			15,0	20,0	25,0	30,0	37,4	45,0	49,4	55,0	61,4	65,0	71,4	75,0
81,4 (r=83,4)	6,0 - 20,6 25000	25000	25000	20080	16530	12950	10450	9340	8180	7100	6580	5790	5410	4800
71,4 (r=73,4)	6,0 - 23,6 25000	25000	25000	23380	19310	15200	12340	11070	9730	8500	7910	7000		
61,4 (r=63,4)	6,0 - 25,0 25000	25000	25000	25000	20710	16340	13290	11930	10510	9200				
49,4 (r=51,4)	6,0 - 26,8 25000	25000	25000	25000	22260	17600	14340	12900						
37,4 (r=39,4)	6,0 - 28,4 25000	25000	25000	25000	23610	18700								


 m r		m/kg	LM1											
			15,0	20,0	25,0	30,0	36,0	40,0	48,0	55,0	60,0	65,0	70,0	75,0
80,0 (r=83,4)	4,6 - 11,3 50000	35460	24900	18700	14900	11690	10070	7610	6030	5120	4350	3680	3110	2600
70,0 (r=73,4)	4,6 - 12,2 50000	39230	27680	20910	16760	13250	11470	8790	7060	6070	5230	4500		
60,0 (r=63,4)	4,6 - 13,2 50000	42920	30410	23070	18580	14780	12860	9950	8080	7000				
48,0 (r=51,4)	4,6 - 13,9 50000	45630	32430	24670	19920	15910	13880	10800						
36,0 (r=39,4)	4,6 - 14,6 50000	48240	34360	26210	21220	17000								

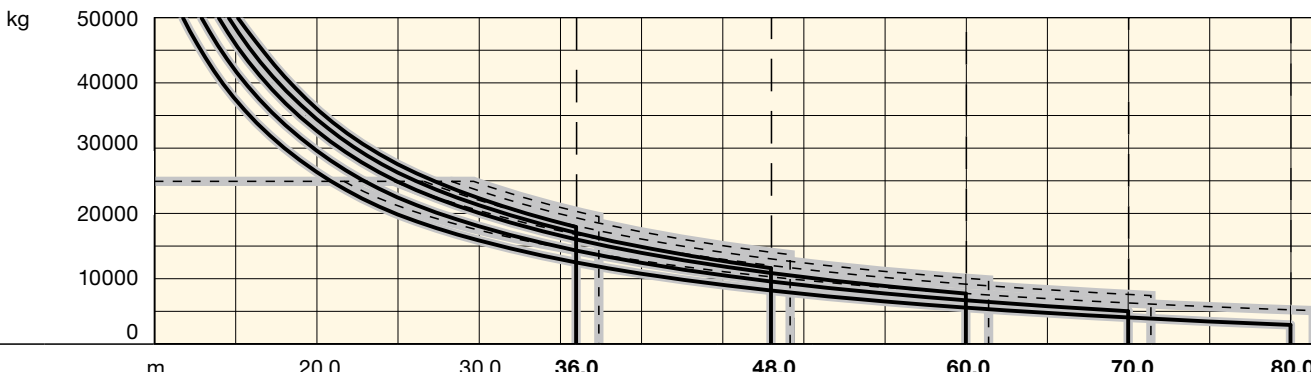


Ausladung und Tragfähigkeit

Radius and capacity/Portée et charge/Sbraccio e portata/
Alcances y cargas/Alcance e capacidade de carga/Вылет и грузоподъемность

 m r		m/kg	630 EC-H 50 Litronic®												
			15,0	20,0	25,0	30,0	37,4	45,0	49,4	55,0	61,4	65,0	71,4	75,0	81,4
81,4 (r=83,4)	6,0 - 21,7 25000	25000	25000	21330	17580	13800	11160	9990	8760	7630	7080	6250	5840	5200	
71,4 (r=73,4)	6,0 - 24,8 25000	25000	25000	24750	20460	16140	13120	11780	10380	9080	8460	7500			
61,4 (r=63,4)	6,0 - 26,6 25000	25000	25000	25000	22100	17460	14230	12800	11290	9900					
49,4 (r=51,4)	6,0 - 28,3 25000	25000	25000	25000	23550	18640	15220	13700							
37,4 (r=39,4)	6,0 - 29,7 25000	25000	25000	25000	24720	19600									

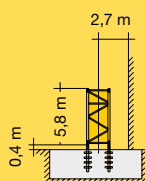
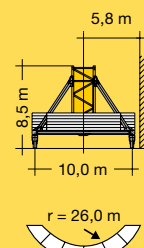
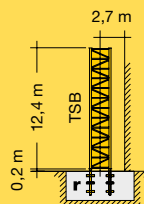
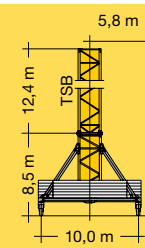
 m r		m/kg	LM2												
			15,0	20,0	25,0	30,0	36,0	40,0	48,0	55,0	60,0	65,0	70,0	75,0	80,0
80,0 (r=83,4)	4,6 - 11,8 50000	37560	26450	19930	15930	12560	10850	8270	6600	5650	4840	4140	3530	3000	
70,0 (r=73,4)	4,6 - 12,9 50000	41990	29730	22530	18120	14390	12510	9650	7820	6770	5870	5100			
60,0 (r=63,4)	4,6 - 14,0 50000	46080	32760	24930	20140	16090	14040	10940	8950	7800					
48,0 (r=51,4)	4,6 - 14,6 50000	48500	34550	26360	21340	17090	14950	11700							
36,0 (r=39,4)	4,6 - 15,2 50000	50000	36150	27630	22410	18000									




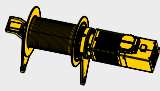
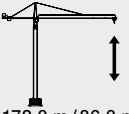
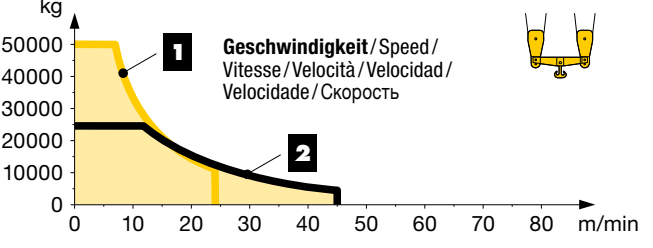
LM 2 = Abweichende Geschwindigkeiten und Betriebsbedingungen. /Variant speeds and service conditions. /Vitesses et conditions de fonctionnement différentes. /
Differenti velocità e condizioni di funzionamento. /Otras velocidades y características de funcionamiento. /Outras velocidades e características de funcionamento. /
Нестандартные скорости и условия эксплуатации.

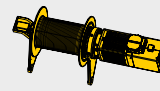
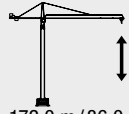
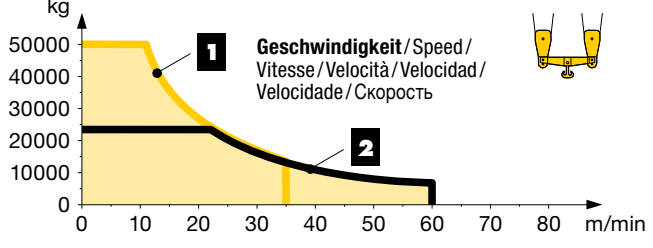
24 HC 630


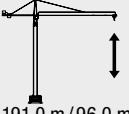
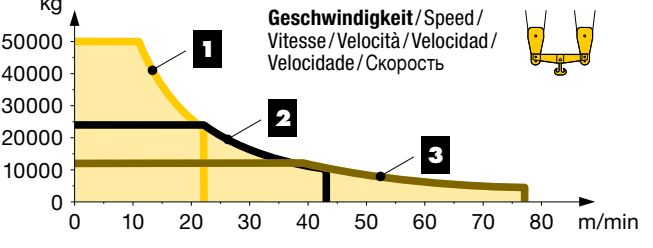
C 25	24 HC 630			
	10	59,5 ¹⁾	67,6 ¹⁾	71,7 ¹⁾
9	53,7	61,8 ¹⁾	65,9	74,2 ¹⁾
8	47,9	56,0 ¹⁾	60,1	68,4 ¹⁾
7	42,1	50,2	54,3	62,6
6	36,3	44,4	48,5	56,8
5	30,5	38,6	42,7	51,0
4	24,7	32,8	36,9	45,2
3	18,9	27,0	31,1	39,4
2	13,1	21,2	25,3	33,6
1	7,2	15,4	19,5	27,8
0	-	9,6	13,7	22,0
	m	m	m	m

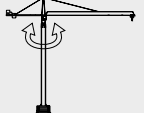
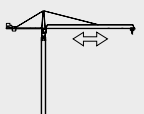
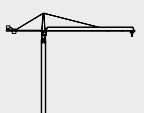
 <p>24 HC 630 FA</p>	 <p>24 HC 630 UC-1000m</p>	 <p>24 HC 630 FAr</p>	 <p>24 HC 630 UC-1000mr</p>
-------------------------------------------------------------------------------------------------------	-------------------------------------------------------------------------------------------------------------	---------------------------------------------------------------------------------------------------------	----------------------------------------------------------------------------------------------------------------



*)  **Weitere Hubhöhen, Auslegerlängen sowie Klettern im Gebäude auf Anfrage.** / Further hoist heights and jib lengths as well as climbing inside the building on request. / Autres hauteurs sous crochet et longueurs de flèche ainsi que hissage dans le bâtiment sur demande. / Ulteriori altezze gancho, lunghezze braccio così come telescopaggio all'interno dell'edificio: su richiesta. / Para alturas bajo gancho superiores, otros alcances y trepado en el interior del edificio, consultar. / Outras alturas de elevação, comprimentos de lança e subida no edifício: sob consulta. / Другие высоты подъема, длины стрелы и самоподъем в здании – по запросу.

	↔ stufenlos/stepless/régl. continu/ regl. progressiva/sin escalones/ sem degraus/бесступенчатый kg m/min kg m/min
65 kW FU [SD.shift] WIW 280 WZ 404  172,0 m/86,0 m max. 301,0 m/151,0 m ¹⁾	5 Lagen Layers Couches Avvolgimenti Camadas Capas Слоёв 1 25000 0 ↔ 13 50000 0 ↔ 7 5600 0 ↔ 49 11300 0 ↔ 24 2 12500 0 ↔ 25 24800 0 ↔ 12 2300 0 ↔ 89 4700 0 ↔ 45
	Geschwindigkeit/ Speed / Vitesse/Velocità/Velocidad/ Velocidade/Скорость

	↔ stufenlos/stepless/régl. continu/ regl. progressiva/sin escalones/ sem degraus/бесступенчатый kg m/min kg m/min
110 kW FU [SD.shift] WIW 300 WZ 404  172,0 m/86,0 m max. 301,0 m/151,0 m ¹⁾	5 Lagen Layers Couches Avvolgimenti Camadas Capas Слоёв 1 25000 0 ↔ 22 50000 0 ↔ 11 6900 0 ↔ 71 13600 0 ↔ 35 2 11900 0 ↔ 44 23500 0 ↔ 22 3400 0 ↔ 120 6800 0 ↔ 60
	Geschwindigkeit/ Speed / Vitesse/Velocità/Velocidad/ Velocidade/Скорость





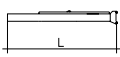





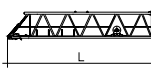

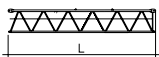











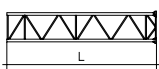



	↔ stufenlos/stepless/régl. continu/ regl. progressiva/sin escalones/ sem degraus/бесступенчатый kg m/min kg m/min
110 kW FU WIW 300 VZ 435  191,0 m/96,0 m max. 334,0 m/167,0 m ¹⁾	5 Lagen Layers Couches Avvolgimenti Camadas Capas Слоёв 1 25000 0 ↔ 22 50000 0 ↔ 11 11700 0 ↔ 45 23000 0 ↔ 22 2 12000 0 ↔ 43 24000 0 ↔ 22 5400 0 ↔ 86 10500 0 ↔ 43 3 6200 0 ↔ 77 12000 0 ↔ 39 2200 0 ↔ 153 4800 0 ↔ 77
	Geschwindigkeit/ Speed / Vitesse/Velocità/Velocidad/ Velocidade/Скорость







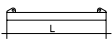



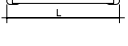

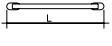



	0 ↔ U/min 0,6 sl./min tr./min	2 x 11,0 kW FU
	0 ↔ 70,0 m/min	18,5 kW FU
	25,0 m/min	4 x 7,5 kW

	
kVA	65 kW FU 110 kW FU
	105,0 141,0

1) Weitere Hublastdaten: siehe Betriebsanleitung. / Further hoist load data: see instruction manual. / Autres données de la charge de levage : voir manuel d'instruction. / Altri dati sui carichi sollevati: consultare il manuale d'istruzione. / Alturas bajo granco superiores según manual. / Outras tabelas de carga: consultar manual de instruções. / Другие данные по весу поднимаемых грузов: см. инструкцию по эксплуатации.

Litronic®: kVA reduzierbar bei zu geringer Netz-Anschlussleistung, siehe BAL. / kVA can be reduced in case of too little power of the mains, see instruction manual. / kVA peut être réduit en cas de trop faible puissance du réseau, voir manuel d'instruction. / kVA riducibili in caso di potenza di rete ridotta (si veda manuale uso e manutenzione) / kVA variable para potencia de red demasiado pequeña, ver Manual de instrucciones. / kVA reduzível no caso de capacidade da rede elétrica muito baixa, ver manual de instruções. / Количество кВА может быть сокращено до минимальной общей потребляемой мощности, см. инструкцию по эксплуатации.

Kranoberteil		Upper part of crane / Partie supérieure de grue / Parte superiore della gru / Parte superior grúa / Parte superior do guindaste / Верхняя часть крана	L (m)	B (m)	H (m)	kg ²⁾			
Pos. Item Rep Voce Pos. Ref. Поз.	Anz. Qty. Qte. Qta. Cant. Cant. Кол-во	Drehbühne kpl. / Slewing platform cpl. / Ensemble mât cabine cpl. / Piattaforma girevole compl. / Conjunto plataforma de giro / Plataforma giratória compl. / Поворотная платформа в сб.			6,40	2,98	3,17	21500	
1	1								
2	1	Turmspitze / Tower head section / Porte-flèche / Testa porta-braccio / Cabeza de torre / Cabeça de araio de lança / Оголовок башни			10,44	1,80	2,20	6100	
3	1	Gegenausleger-Kopfstück / Counter-jib head / Pointe de contre-flèche / Testa di controbraccio / Tramo punta de contrapluma / Cabeça de contralança / Концевая секция консоли противовеса			10,50	2,32	1,05	5800	
4	1	Gegenausleger-Anlenkstück / Counter-jib heel section / Pied de contre-flèche / Settore articolato di controbraccio / Tramo primero-contrapluma / Base articulada da contra-lança / Корневая секция консоли противовеса			6,90	1,98	1,05	3300	
5	2	Gegenausleger-Zwischenstück / Intermediate counter-jib section / Élément interm. de contre-flèche / Spezzone di controbraccio / Tramo intermedio de contrapluma / Peça suplementar da contra-lança / Промежуточная секция консоли противовеса			5,20	1,90	1,05	2700	
6	1	Ausleger-Anlenkstück + KAW / Jib heel section / Pied de flèche / Sezione articolata braccio / Pluma tramo primero / Base articulada de lança / Корневая секция стрелы			12,31	1,98	2,34	① 6400	
7	1	Ausleger-Zwischenstück / Intermediate jib section / Élément intermédiaire de flèche / Sezione intermedia braccio / Tramo intermedio pluma / Peça suplementar da lança / Промежуточная секция стрелы			12,31	1,77	2,23	② 4100	
	1				12,31	1,77	1,96	③ 2920	
	1				12,27	1,77	1,96	④ 2650	
	1				12,27	1,77	1,96	⑤ 2750	
	1				10,29	1,77	1,96	⑥ 1640	
	1				10,25	1,77	1,96	⑦ 1190	
8	1	Ausleger-Kopfstück / Jib head section / Pointe de flèche / Punta braccio / Tramo punta de pluma / Cabeça de lança / Концевая секция стрелы			2,56	1,77	2,25	⑧ 540	
9	2	Laufkatze / Trolley / Chariot de distribution / Carrello / Carrito / Carro de ponte / Грузовая тележка			3,25	2,02	1,83	1100	
					3,25	2,02	1,83	1200	
10	1	Lasthaken und Traverse / Hook and cross members / Crochet et traverses / Gancio e traversa / Gancho y tavessa / Gancho e travessa / Грузовой крюк и траверса			3,50	1,80	0,50	2300	
11	1	Hubwerkseinheit (110 kW) / Hoist gear unit / Treuil de levage / Gruppo meccanismo sollevamento / Mecanismo de elevación / Grupo de mecanismo elevatório / Блок грузовой лебедки			3,10	2,62	2,27	9200	
12	1	Ausleger-Abspannbock / Jib gantry / Chevalet de haubange de flèche / Tirante braccio / Caballete de pluma / Cavalete de lança / Опора расчала стрелы			8,20	1,50	0,30	810	
Turm		Tower / Mât / Torre / Torre / Torre / Башня							
13	10	Turmstück / Tower section / Élément de mât / Elemento di torre / Tramo torre / Torre / Башенная секция			24 HC 630 TS-0580c	6,28	2,45	2,45	6450
14	1	Grundturmstück / Base tower section / Mât de base / Elemento di torre base / Tramo base / Peça de base de torre / Секция основания			24 HC 630 TSB-1242c	12,42	2,67	2,67	14500
Klettereinrichtung		Climbing equipment / Equipement de télescopage / Attrezzatura per allungamento della gru / Equipo de trepado / Acsórios p. subida no edificio / Обойма наращивания							
15	1	Führungsstück kpl., geteilt / Guide section cpl., split / Cage télescopique cpl., divisée / Gabbia di sopraelevazione compl., suddivisa / Torre de montaje, dividida / Peça de guia, subdividida / Направляющая секция в сб., разъемная			24 HC 630 ECGS	12,39	2,78	1,58	8550
16	1	Hydraulikanlage, Stütz- und Klettertraverse / Hydraulic unit, supporting and climbing crossmembers / Système hydraul. avec traverses d'appui et de télescop. / Sist. idraul., travessa di appoggio e allugam. gru / Sistema hidráulico con travessa de apoio y trepado / Instalação hidráulica, travessa de apoio e subida / Гидроагрегат, стойка-упор и траверса обоймы наращивания			24 HC 630	2,60	1,50	1,00	1900

Pos. Item Rep. Voce Pos. Ref. Поз.	Anz. Qty. Qte. Qta. Cant. Cant. Кол-во				L (m)	B (m)	H (m)	kg ²⁾	
Unterwagen Undercarriage/Châssis/Carro/ Carro con mástil/Carro de guindaste/Опорная рама									
17	4	Ausgleichsschwinge mit Schwingenlager /Pivot for wheel box/Chape pour bogie/Bilanciere di equilibrio con cuscinetto bilanciante/Balancin/Balancim com suporte/Балансир с шарнирной опорой			24 HC 630	1,60	0,72	1,48	1470
18	4	Fahrschemel mit Antrieb /Rail bogie with drive/Bogie moteur/Telajo con grappa propulsore/Caja rodillo motriz/Quadra com grupa de propulsão/Подрамник с приводом			24 HC 630	1,45	0,82	0,72	1200
19	4	Fahrschemel ohne Antrieb /Rail bogie without drive/Bogie fou/Telajo senza grappa propulsore/Caja rodillo conducido/Quadra com grupa de propulsão/Подрамник без привода			24 HC 630	1,30	0,40	0,72	950
20	1	Tragholm lang /Long support arm/Longeron long/Longherone lungo/Brazo soporte largo/Travessa comprida/Несущая балка, длинная			24 HC 630	7,32	0,92	0,93	2330
21	2	Tragholm kurz /Short support arm/Longeron court/Longherone corto/Brazo soporte corto/Travessa curta/Несущая балка, короткая			24 HC 630	7,14	0,92	0,90	2180
22	4	Randträger /Border support/Traverse/Supporti base Traviesa/Apoio de bordo/Стяжная балка			24 HC 630	9,30	0,24	0,41	870
23	4	Stützholm /Support strut/Hauban de châssis/Correnti di appoggio/Tirante vertical/Travessa de apoio/Опорный подкос			24 HC 630 UC 24 HC 630 UCr	6,98 6,98	0,26 0,26	0,39 0,39	1190 1300
24	1	Unterwagen-Turmstück /Undercarriage tower section/Mât de châssis/Elemento di torre del carro/Tramo de carro/Peça de torre do chassis/Опорная башенная секция			24 HC 630 UC 24 HC 630 UCr	6,61 6,61	2,44 2,67	2,44 2,67	7930 9400
25	1	Kiste mit Kleinteilen, Seilen /Crate with small parts, ropes/Caisse contenant des accessoires, câbles/Cassa con minuteria, funi/Caja con piezas pequeñas, cables/Caixa com peças pequenas, cabos/Ящик с мелкими деталями, с канатами			24 HC 630	2,00	1,00	1,00	2000
26	1	Abspannungen /Holding bars/Tirants/Attrezzi di ancoraggio/Tirantes/Peças de ancoragem/Пристежки				7,60	1,00	1,00	7100

²⁾ Einzelgewichte / Single weights / Poids individuels / Singoli pesi / Tramo punta de pluma / Pesos de peças componentes / Индивидуальный вес

Änderungen vorbehalten! / Subject to technical modifications! /
Sous réserves de modifications! / Con riserva di modifiche! /
¡Sujeto a modificaciones sin previo aviso! / Sujeto a modificações! /
С правом внесения изменений!

Sämtliche Angaben erfolgen ohne Gewähr. / This information is supplied without liability. /
Ces renseignements sont sans garantie. / Tutte le indicazioni fornite senza garanzia. /
Declinamos toda responsabilidad derivada de la información proporcionada. / Declinamos
qualquer responsabilidade quanto à informação fornecida. / Все данные указаны без обязательств.

TCS-001043-LBC-01 • EN 14439:2009 – A3 • BGL C.0.10.0630 • 04.19

Printed in Germany.

Liebherr-Werk Biberach GmbH
Postfach 1663, D-88396 Biberach an der Riss
☎ +49 73 51 41-0, Fax: +49 73 51 41 22 25
www.liebherr.com, E-Mail: info.lbc@liebherr.com

Liebherr Industrias Metálicas, S.A.
Polígono Industrial Agustinos, calle E, E-31014 Pamplona
☎ +34 94829 70-00, Fax +34 94829 70-29
www.liebherr.com, E-Mail: info.lim@liebherr.com