

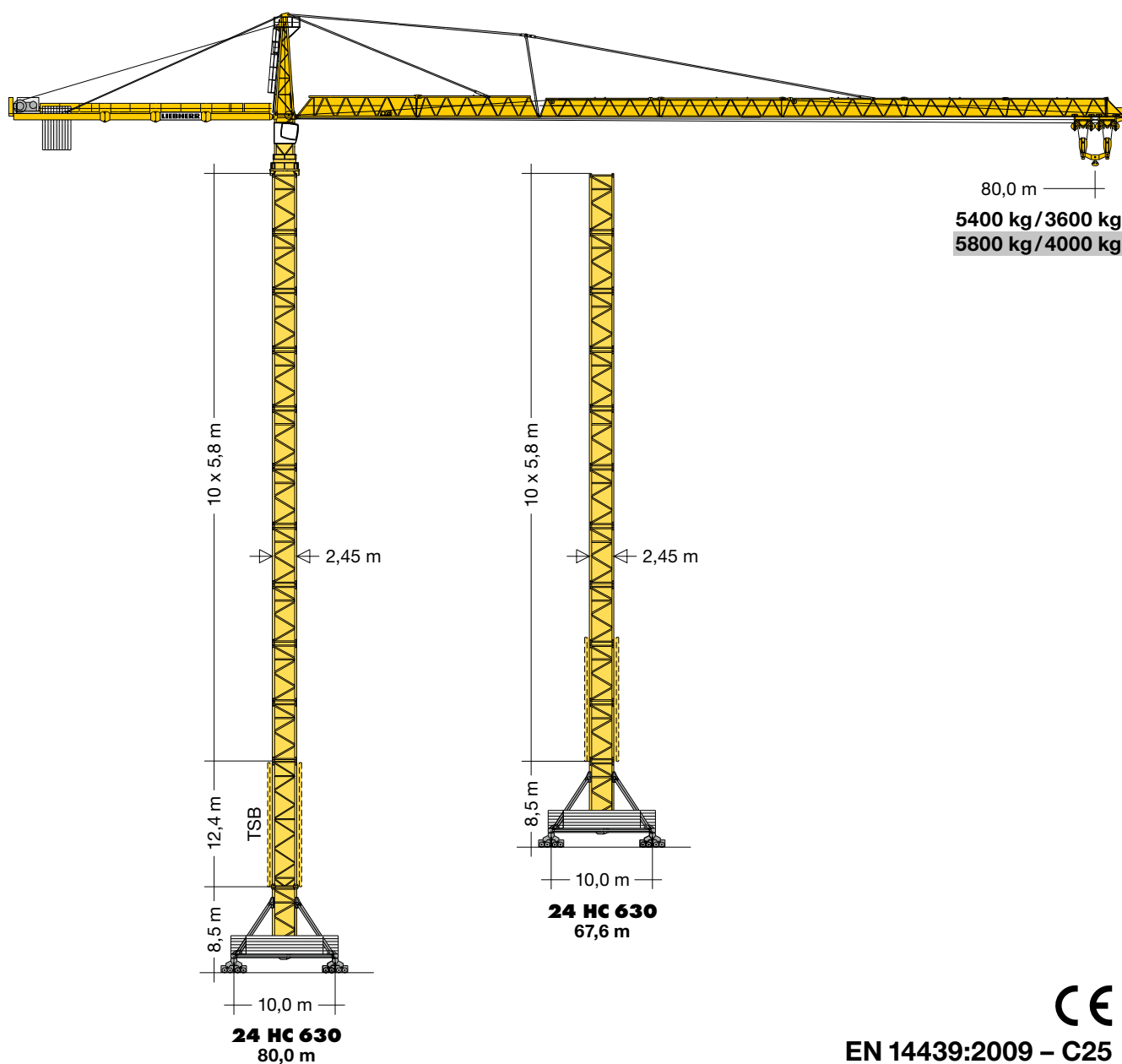
Turmdrehkran

Tower Crane / Grue à tour / Gru a torre / Grúa torre /
Guindaste de torre / Башенный поворотный кран

630 EC-H 40 Litronic®

▶ **630 EC-H 40 Litronic®**

630 EC-H 50 Litronic®

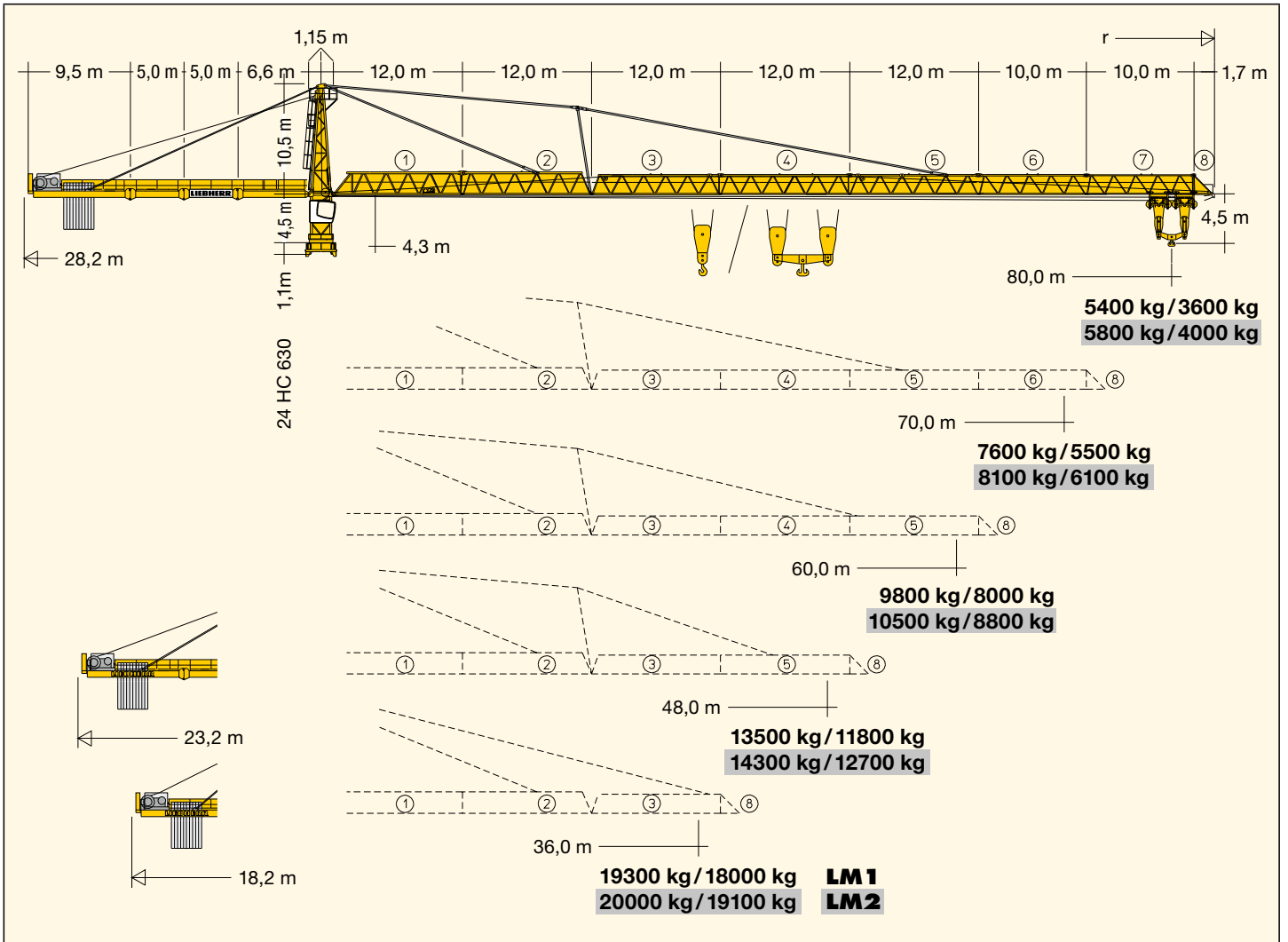


EN 14439:2009 – C25

LIEBHERR


Ausladung und Tragfähigkeit


Radius and capacity / Portée et charge / Sbraccio e portata / Alcances y cargas / Alcance e capacidade de carga / Вылет и грузоподъемность

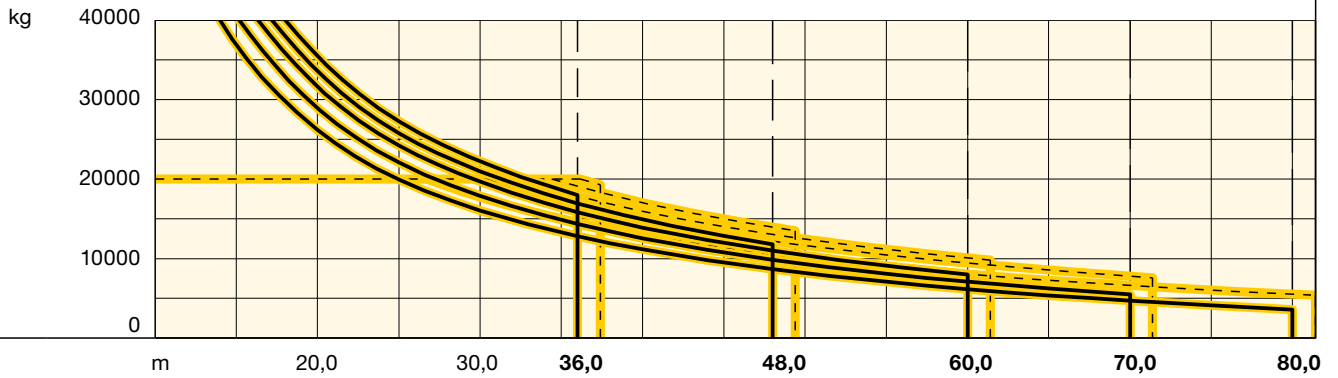


Ausladung und Tragfähigkeit

Radius and capacity / Portée et charge / Sbraccio e portata / Alcances y cargas / Alcance e capacidade de carga / Вылет и грузоподъемность


 m r		m/kg	630 EC-H 40												
			15,0	20,0	25,0	30,0	37,4	45,0	49,4	55,0	61,4	65,0	71,4	75,0	81,4
81,4 (r=83,4)	5,5 - 26,7 20000	20000	20000	20000	17710	13950	11330	10160	8940	7810	7270	6440	6030	5400	
71,4 (r=73,4)	5,5 - 30,5 20000	20000	20000	20000	20000	16120	13140	11820	10440	9150	8540	7600			
61,4 (r=63,4)	5,5 - 32,3 20000	20000	20000	20000	20000	17160	14010	12620	11150	9800					
49,4 (r=51,4)	5,5 - 34,4 20000	20000	20000	20000	20000	18310	14980	13500							
37,4 (r=39,4)	5,5 - 36,2 20000	20000	20000	20000	20000	19300									


 m r		m/kg	LM 1												
			15,0	20,0	25,0	30,0	36,0	40,0	48,0	55,0	60,0	65,0	70,0	75,0	80,0
80,0 (r=83,4)	4,3 - 14,0 40000	36890	26190	19910	16060	12810	11160	8670	7070	6150	5370	4700	4110	3600	
70,0 (r=73,4)	4,3 - 15,2 40000	40000	28920	22080	17880	14340	12550	9830	8090	7080	6230	5500			
60,0 (r=63,4)	4,3 - 16,4 40000	40000	31610	24210	19670	15840	13900	10970	9080	8000					
48,0 (r=51,4)	4,3 - 17,2 40000	40000	33560	25760	20980	16940	14900	11800							
36,0 (r=39,4)	4,3 - 18,0 40000	40000	35440	27250	22240	18000									

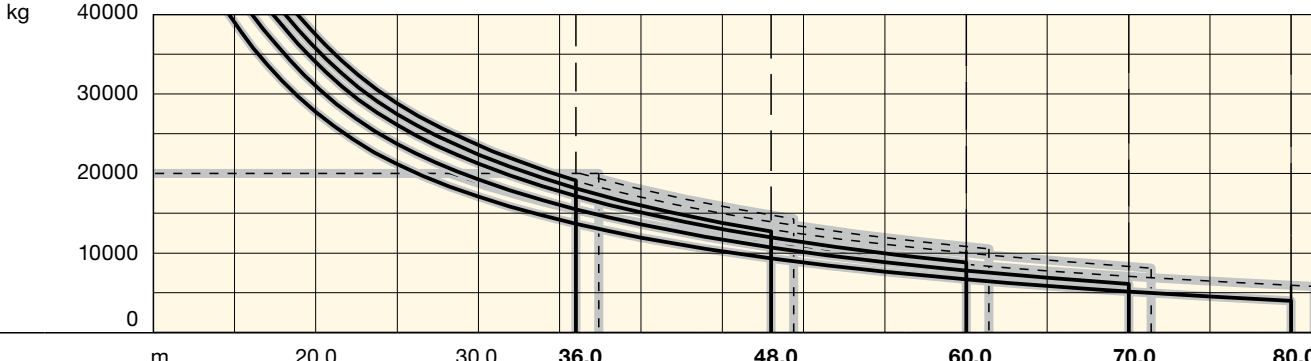


Ausladung und Tragfähigkeit

Radius and capacity/Portée et charge/Sbraccio e portata/
Alcances y cargas/Alcance e capacidade de carga/Вылет и грузоподъемность

 m r		m/kg	630 EC-H40 Litronic®												
			15,0	20,0	25,0	30,0	37,4	45,0	49,4	55,0	61,4	65,0	71,4	75,0	81,4
81,4 (r=83,4)	5,5 - 28,2 20000	20000	20000	20000	18760	14800	12040	10810	9530	8340	7770	6900	6470	5800	
71,4 (r=73,4)	5,5 - 32,2 20000	20000	20000	20000	20000	17050	13920	12540	11080	9730	9090	8100			
61,4 (r=63,4)	5,5 - 34,4 20000	20000	20000	20000	20000	18280	14960	13480	11930	10500					
49,4 (r=51,4)	5,5 - 36,3 20000	20000	20000	20000	20000	19350	15850	14300							
37,4 (r=39,4)	5,5 - 37,4 20000	20000	20000	20000	20000	20000									

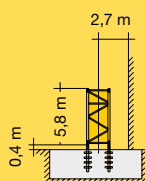
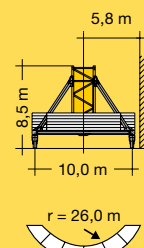
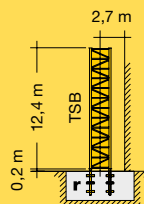
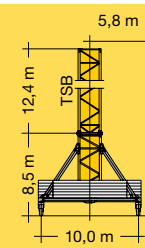
 m r		m/kg	630 EC-H40 Litronic®												
			15,0	20,0	25,0	30,0	36,0	40,0	48,0	55,0	60,0	65,0	70,0	75,0	80,0
80,0 (r=83,4)	4,3 - 14,7 40000	38990	27740	21140	17090	13680	11950	9330	7650	6680	5860	5150	4540	4000	
70,0 (r=73,4)	4,3 - 16,1 40000	40000	30970	23700	19250	15480	13580	10700	8850	7780	6880	6100			
60,0 (r=63,4)	4,3 - 17,4 40000	40000	33950	26070	21240	17150	15090	11960	9960	8800					
48,0 (r=51,4)	4,3 - 18,1 40000	40000	35680	27440	22390	18130	15970	12700							
36,0 (r=39,4)	4,3 - 18,9 40000	40000	37400	28810	23550	19100									




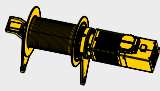
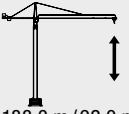
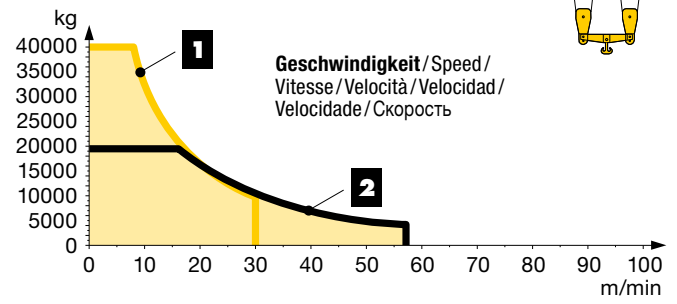
LM 2 = Abweichende Geschwindigkeiten und Betriebsbedingungen. /Variant speeds and service conditions. /Vitesses et conditions de fonctionnement différentes. /
Differenti velocità e condizioni di funzionamento. /Otras velocidades y características de funcionamiento. /Outras velocidades e características de funcionamento. /
Нестандартные скорости и условия эксплуатации.

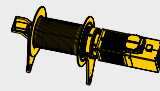
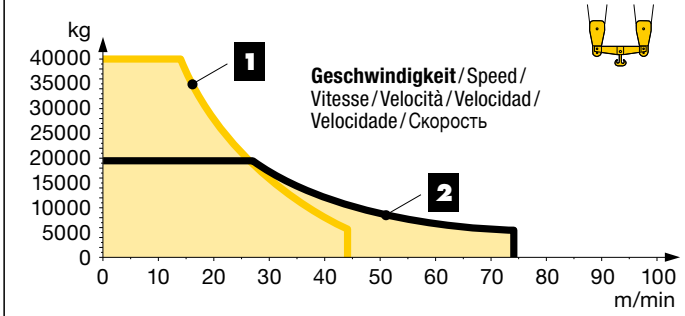
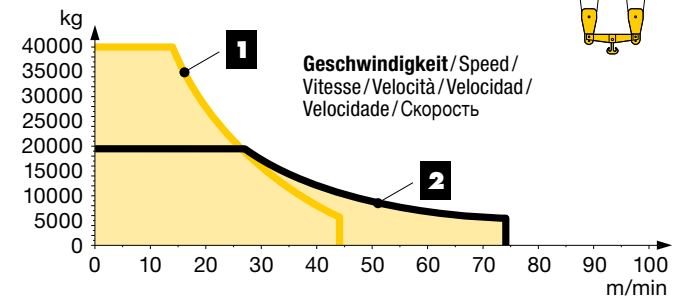
24 HC 630


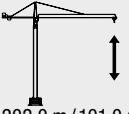
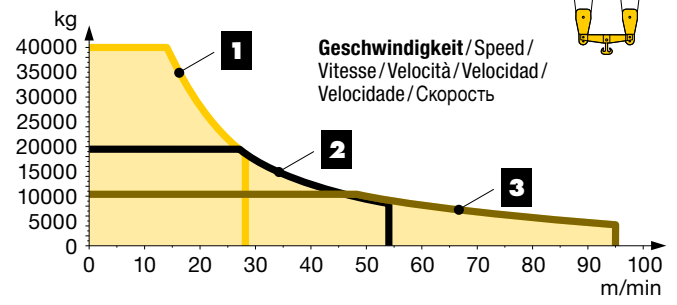
C 25	24 HC 630			
	10	59,5 ¹⁾	67,6 ¹⁾	71,7 ¹⁾
9	53,7	61,8 ¹⁾	65,9	74,2 ¹⁾
8	47,9	56,0 ¹⁾	60,1	68,4 ¹⁾
7	42,1	50,2	54,3	62,6
6	36,3	44,4	48,5	56,8
5	30,5	38,6	42,7	51,0
4	24,7	32,8	36,9	45,2
3	18,9	27,0	31,1	39,4
2	13,1	21,2	25,3	33,6
1	7,2	15,4	19,5	27,8
0	-	9,6	13,7	22,0
	m	m	m	m

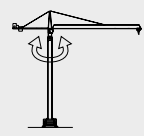
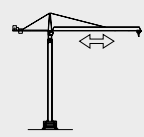
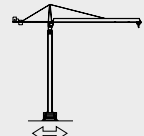
 <p>24 HC 630 FA</p>	 <p>24 HC 630 UC-1000m</p>	 <p>24 HC 630 FAr</p>	 <p>24 HC 630 UC-1000mr</p>
---	---	---	--

*)  **Weitere Hubhöhen, Auslegerlängen sowie Klettern im Gebäude auf Anfrage.** / Further hoist heights and jib lengths as well as climbing inside the building on request. / Autres hauteurs sous crochet et longueurs de flèche ainsi que hissage dans le bâtiment sur demande. / Ulteriori altezze gancho, lunghezze braccio così come telescopaggio all'interno dell'edificio: su richiesta. / Para alturas bajo gancho superiores, otros alcances y trepado en el interior del edificio, consultar. / Outras alturas de elevação, comprimentos de lança e subida no edifício: sob consulta. / Другие высоты подъема, длины стрелы и самоподъем в здании – по запросу.

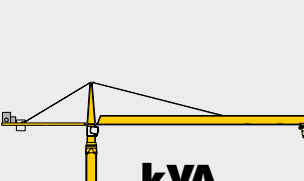
	↔ stufenlos/stepless/régl. continu/ regl. progressiva/sin escalones/ sem degraus/бесступенчатый kg m/min kg m/min												
65 kW FU SD.shift WIW 280 WZ 403  183,0 m/92,0 m max. 368,0 m/184,0 m ¹⁾	5 Lagen Layers Couches Avvolgimenti Camadas Capas Слоёв <table border="1"><tr><td>1</td><td>20000 0 ↔ 16</td><td>40000 0 ↔ 8</td></tr><tr><td></td><td>4700 0 ↔ 60</td><td>9600 0 ↔ 30</td></tr><tr><td>2</td><td>9800 0 ↔ 32</td><td>19700 0 ↔ 16</td></tr><tr><td></td><td>1700 0 ↔ 115</td><td>4100 0 ↔ 57</td></tr></table>	1	20000 0 ↔ 16	40000 0 ↔ 8		4700 0 ↔ 60	9600 0 ↔ 30	2	9800 0 ↔ 32	19700 0 ↔ 16		1700 0 ↔ 115	4100 0 ↔ 57
1	20000 0 ↔ 16	40000 0 ↔ 8											
	4700 0 ↔ 60	9600 0 ↔ 30											
2	9800 0 ↔ 32	19700 0 ↔ 16											
	1700 0 ↔ 115	4100 0 ↔ 57											
	Geschwindigkeit/Speed/ Vitesse/Velocità/Velocidad/ Velocidade/Скорость												

	↔ stufenlos/stepless/régl. continu/ regl. progressiva/sin escalones/ sem degraus/бесступенчатый kg m/min kg m/min												
110 kW FU SD.shift WIW 300 WZ 403  226,0 m/113,0 m max. 368,0 m/184,0 m ¹⁾	6 Lagen Layers Couches Avvolgimenti Camadas Capas Слоёв <table border="1"><tr><td>1</td><td>20000 0 ↔ 28</td><td>40000 0 ↔ 14</td></tr><tr><td></td><td>5600 0 ↔ 88</td><td>11300 0 ↔ 44</td></tr><tr><td>2</td><td>9700 0 ↔ 55</td><td>19400 0 ↔ 27</td></tr><tr><td></td><td>2600 0 ↔ 149</td><td>5900 0 ↔ 74</td></tr></table>	1	20000 0 ↔ 28	40000 0 ↔ 14		5600 0 ↔ 88	11300 0 ↔ 44	2	9700 0 ↔ 55	19400 0 ↔ 27		2600 0 ↔ 149	5900 0 ↔ 74
1	20000 0 ↔ 28	40000 0 ↔ 14											
	5600 0 ↔ 88	11300 0 ↔ 44											
2	9700 0 ↔ 55	19400 0 ↔ 27											
	2600 0 ↔ 149	5900 0 ↔ 74											
	Geschwindigkeit/Speed/ Vitesse/Velocità/Velocidad/ Velocidade/Скорость												



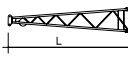







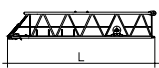

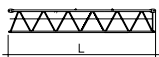







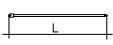



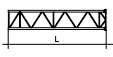



	↔ stufenlos/stepless/régl. continu/ regl. progressiva/sin escalones/ sem degraus/бесступенчатый kg m/min kg m/min																		
110 kW FU WIW 300 VZ 432  202,0 m/101,0 m max. 520,0 m/260,0 m ¹⁾	5 Lagen Layers Couches Avvolgimenti Camadas Capas Слоёв <table border="1"><tr><td>1</td><td>20000 0 ↔ 28</td><td>40000 0 ↔ 14</td></tr><tr><td></td><td>9300 0 ↔ 56</td><td>18800 0 ↔ 28</td></tr><tr><td>2</td><td>9800 0 ↔ 53</td><td>19700 0 ↔ 27</td></tr><tr><td></td><td>4200 0 ↔ 107</td><td>8800 0 ↔ 54</td></tr><tr><td>3</td><td>4900 0 ↔ 95</td><td>10100 0 ↔ 48</td></tr><tr><td></td><td>1500 0 ↔ 191</td><td>4000 0 ↔ 95</td></tr></table>	1	20000 0 ↔ 28	40000 0 ↔ 14		9300 0 ↔ 56	18800 0 ↔ 28	2	9800 0 ↔ 53	19700 0 ↔ 27		4200 0 ↔ 107	8800 0 ↔ 54	3	4900 0 ↔ 95	10100 0 ↔ 48		1500 0 ↔ 191	4000 0 ↔ 95
1	20000 0 ↔ 28	40000 0 ↔ 14																	
	9300 0 ↔ 56	18800 0 ↔ 28																	
2	9800 0 ↔ 53	19700 0 ↔ 27																	
	4200 0 ↔ 107	8800 0 ↔ 54																	
3	4900 0 ↔ 95	10100 0 ↔ 48																	
	1500 0 ↔ 191	4000 0 ↔ 95																	
	Geschwindigkeit/Speed/ Vitesse/Velocità/Velocidad/ Velocidade/Скорость																		







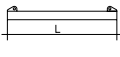



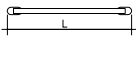

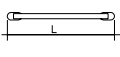



	0 ↔ U/min 0,6 sl./min tr./min	2 x 11,0 kW FU
	0 ↔ 68,0 m/min	11,0 kW FU
	25,0 m/min	4 x 7,5 kW

¹⁾ Weitere Hublastdaten: siehe Betriebsanleitung. / Further hoist load data: see instruction manual. / Autres données de la charge de levage : voir manuel d'instruction. / Altri dati sui carichi sollevati: consultare il manuale d'istruzione. / Alturas bajo granco superiores según manual. / Outras tabelas de carga: consultar manual de instruções. / Другие данные по весу поднимаемых грузов: см. инструкцию по эксплуатации.

	kVA	65 kW FU	110 kW FU
		103,0	139,0

Litronic®: kVA reduzierbar bei zu geringer Netz-Anschlussleistung, siehe BAL.
kVA can be reduced in case of too little power of the mains, see instruction manual. / kVA peut être réduit en cas de trop faible puissance du réseau, voir manuel d'instruction. / kVA riducibili in caso di potenza di rete ridotta (si veda manuale uso e manutenzione) / kVA variable para potencia de red demasiado pequeña, ver Manual de instrucciones. / kVA reduzível no caso de capacidade da rede elétrica muito baixa, ver manual de instruções. / Количество кВА может быть сокращено до минимальной общей потребляемой мощности, см. инструкцию по эксплуатации.

Kranoberteil		Upper part of crane / Partie supérieure de grue / Parte superiore della gru / Parte superior grúa / Parte superior do guindaste / Верхняя часть крана	L (m)	B (m)	H (m)	kg ²⁾
Pos. Item Rep Voce Pos. Ref. Pos.	Anz. Qty. Qte. Qta. Cant. Cant. Кол-во	Drehbühne kpl. / Slewing platform cpl. / Ensemble mât cabine cpl. / Piattaforma girevole compl. / Conjunto plataforma de giro / Plataforma giratória compl. / Поворотная платформа в сб.			6,40 2,98 3,17	21900
1	1					
2	1	Turmspitze / Tower head section / Porte-flèche / Testa porta-braccio / Cabeza de torre / Cabeça de araio de lança / Оголовок башни			10,44 1,80 2,20	6100
3	1	Gegenausleger-Kopfstück / Counter-jib head / Pointe de contre-flèche / Testa di controbraccio / Tramo punta de contrapluma / Cabeça de contralança / Концевая секция консоли противовеса			10,50 2,32 1,05	5800
4	1	Gegenausleger-Anlenkstück / Counter-jib heel section / Pied de contre-flèche / Settore articolato di controbraccio / Tramo primero-contrapluma / Base articulada da contra-lança / Корневая секция консоли противовеса			6,90 1,98 1,05	3300
5	2	Gegenausleger-Zwischenstück / Intermediate counter-jib section / Élément interm. de contre-flèche / Spezzione di controbraccio / Tramo intermedio de contrapluma / Peça suplementar da contra-lança / Промежуточная секция консоли противовеса			5,20 1,90 1,05	2700
6	1	Ausleger-Anlenkstück + KAW / Jib heel section / Pied de flèche / Sezione articolata braccio / Pluma tramo primero / Base articulada de lança / Корневая секция стрелы			12,31 1,98 2,34	① 6400
7	1	Ausleger-Zwischenstück / Intermediate jib section / Élément intermédiaire de flèche / Sezione intermedia braccio / Tramo intermedio pluma / Peça suplementar da lança / Промежуточная секция стрелы			12,31 1,77 2,23 12,31 1,77 1,96 12,27 1,77 1,96 12,27 1,77 1,96 10,29 1,77 1,96 10,25 1,77 1,96	② 4100 ③ 2920 ④ 2650 ⑤ 2750 ⑥ 1640 ⑦ 1190
8	1	Ausleger-Kopfstück / Jib head section / Pointe de flèche / Punta braccio / Tramo punta de pluma / Cabeça de lança / Концевая секция стрелы			2,56 1,77 2,25	⑧ 540
9	2	Laufkatze / Trolley / Chariot de distribution / Carrello / Carrito / Carro de ponte / Грузовая тележка			3,25 2,02 1,83 3,25 2,02 1,83	850 750
10	1	Lasthaken und Traverse / Hook and cross members / Crochet et traverses / Gancio e traversa / Gancho y tavessa / Gancho e traviesa / Грузовой крюк и траверса			3,50 1,80 0,50	2000
11	1	Hubwerkseinheit (65 kW) / Hoist gear unit / Treuil de levage / Gruppo meccanismo sollevamento / Mecanismo de elevación / Grupo de mecanismo elevatório / Блок грузовой лебедки			280 VZ 2,30 2,70 1,65	6750
12	1	Ausleger-Abspannbock / Jib gantry / Chevalet de haubange de flèche / Tirante braccio / Caballete de pluma / Cavalete de lança / Опора расчала стрелы			8,20 1,50 0,30	810
Turm Tower / Mât / Torre / Torre / Башня						
13	13	Turmstück / Tower section / Élément de mât / Elemento di torre / Tramo torre / Torre / Башенная секция			24 HC 630 TS-0580c 6,28 2,45 2,45	6450
14	1	Grundturmstück / Base tower section / Mât de base / Elemento di torre base / Tramo base / Peça de base de torre / Секция основания			24 HC 630 TSB-1242c 12,42 2,67 2,67	14500
Klettereinrichtung Climbing equipment / Equipement de télescopage / Attrezzatura per allungamento della gru / Equipo de trepado / Acessórios p. subida no edifício / Обойма наращивания						
15	1	Führungsstück kpl., geteilt / Guide section cpl., split / Cage télescopique cpl., devisée / Gabbia di sopraelevazione compl., suddivisa / Torre de montaje, dividida / Peça de guia, subdividida / Направляющая секция в сб., разъемная			24 HC 630 ECGS 12,39 2,78 1,58	8550
16	1	Hydraulikanlage, Stütz- und Klettertraverse / Hydraulic unit, supporting and climbing crossmembers / Système hydraul. avec traverses d'appui et de télescop. / Sist. idraul., traversa di appoggio e allugam. gru / Sistema hidráulico con traviesa de apoyo y trepado / Instalação hidráulica, travessa de apoio e subida / Гидроагрегат, стойка-упор и траверса обоймы наращивания			24 HC 630 2,60 1,50 1,00	1900

Pos. Item Rep. Voce Pos. Ref. Поз.	Anz. Qty. Qte. Qta. Cant. Cant. Кол-во				L (m)	B (m)	H (m)	kg ²⁾	
Unterwagen Undercarriage/Châssis/Carro/ Carro con mástil/Carro de guindaste/Опорная рама									
17	4	Ausgleichsschwinge mit Schwingenlager /Pivot for wheel box/Chape pour bogie/Bilanciere di equilibratura con cuscinetto bilanciare/Balancin/Balancim com suporte/Балансир с шарнирной опорой			24 HC 630	1,60	0,72	1,48	1470
18	4	Fahrschemel mit Antrieb /Rail bogie with drive/Bogie moteur/Telajo con grappa propulsore/Caja rodillo motriz/Quadra sem grupa de propulsão/Подрамник с приводом			24 HC 630	1,45	0,82	0,72	1200
19	4	Fahrschemel ohne Antrieb /Rail bogie without drive/Bogie fou/Telajo senza grappa propulsore/Caja rodillo conducido/Quadra com grupa de propulsão/Подрамник без привода			24 HC 630	1,30	0,40	0,72	950
20	1	Tragholm lang /Long support arm/Longeron long/Longherone lungo/Brazo soporte largo/Travessa comprida/Несущая балка, длинная			24 HC 630	7,32	0,92	0,93	2330
21	2	Tragholm kurz /Short support arm/Longeron court/Longherone corto/Brazo soporte corto/Travessa curta/Несущая балка, короткая			24 HC 630	7,14	0,92	0,90	2180
22	4	Randträger /Border support/Traverse/Supporti base Traviesa/Apoio de bordo/Стяжная балка			24 HC 630	9,30	0,24	0,41	870
23	4	Stützholm /Support strut/Hauban de châssis/Correnti di appoggio/Tirante vertical/Travessa de apoio/Опорный подкос			24 HC 630 UC 24 HC 630 UCr	6,98 6,98	0,26 0,26	0,39 0,39	1190 1300
24	1	Unterwagen-Turmstück /Undercarriage tower section/Mât de châssis/Elemento di torre del carro/Tramo de carro/Peça de torre do chassis/Опорная башенная секция			24 HC 630 UC 24 HC 630 UCr	6,61 6,61	2,44 2,67	2,44 2,67	7930 9400
25	1	Kiste mit Kleinteilen, Seilen /Crate with small parts, ropes/Caisse contenant des accessoires, câbles/Cassa con minuteria, funi/Caja con piezas pequeñas, cables/Caixa com peças pequenas, cabos/Ящик с мелкими деталями, с канатами			24 HC 630	2,00	1,00	1,00	2000
26	1	Abspannungen /Holding bars/Tirants/Attrezzi di ancoraggio/Tirantes/Peças de ancoragem/Пристежки				7,60	1,00	1,00	7100

²⁾ Einzelgewichte / Single weights / Poids individuels / Singoli pesi / Tramo punta de pluma / Pesos de peças componentes / Индивидуальный вес

Änderungen vorbehalten! / Subject to technical modifications! /
Sous réserves de modifications! / Con riserva di modifiche! /
¡Sujeto a modificaciones sin previo aviso! / Sujeto a modificações! /
С правом внесения изменений!

Sämtliche Angaben erfolgen ohne Gewähr. / This information is supplied without liability. /
Ces renseignements sont sans garantie. / Tutte le indicazioni fornite senza garanzia. /
Declinamos toda responsabilidad derivada de la información proporcionada. / Declinamos
qualquer responsabilidade quanto à informação fornecida. / Все данные указаны без обязательств.

TCS-001042-LBC-01 • EN 14439:2009 – A3 • BGL C.0.10.0630 • 04.19

Printed in Germany.

Liebherr-Werk Biberach GmbH
Postfach 1663, D-88396 Biberach an der Riss
☎ +49 73 51 41-0, Fax: +49 73 51 41 22 25
www.liebherr.com, E-Mail: info.lbc@liebherr.com

Liebherr Industrias Metálicas, S.A.
Polígono Industrial Agustinos, calle E, E-31014 Pamplona
☎ +34 94829 70-00, Fax +34 94829 70-29
www.liebherr.com, E-Mail: info.lim@liebherr.com